

## Bifacial Double Glass Module DAS-DH156NA

# 610W~635W

### Key Features



#### High Efficiency

Leading module efficiency in industry, up to 22.7%



#### Excellent Appearance and Performance

Bifacial solar cell, symmetrical design, low risk of micro-crack



#### High Reliability

Passed 3\*IEC standard test, 15 years materials warranty, 30 years power warranty



#### Excellent Rear Side Power Generation

Bifaciality is up to 80%, up to 30% more energy yield than conventional modules



#### Better low irradiance performance

Higher power output even under low irradiance environments like on cloudy or foggy days



#### Extensive Application Scenes

More extensive application scenes, such as BIPV, snow field, vertical installation, high humidity, strong wind and desert region

Maximum Power Output

## 635W

Maximum Module Efficiency

## 22.7%

Power Output Tolerance

## 0~+5W

### Product and Quality Certifications

IEC 61215, IEC 61730

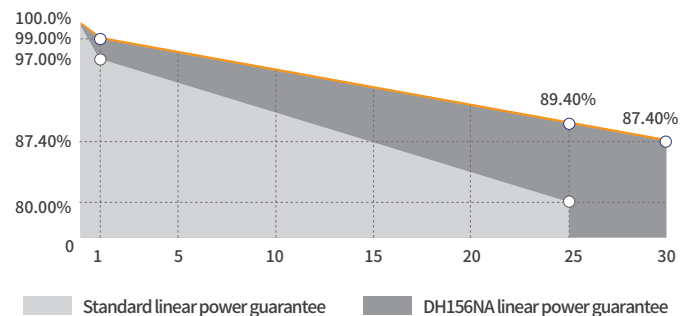
ISO 9001: Quality Management System

ISO 14001: Environment Management System

ISO 45001: Occupational Health and Safety Management System

IEC 62716, IEC 61701: Ammonia, Salt mist corrosion test

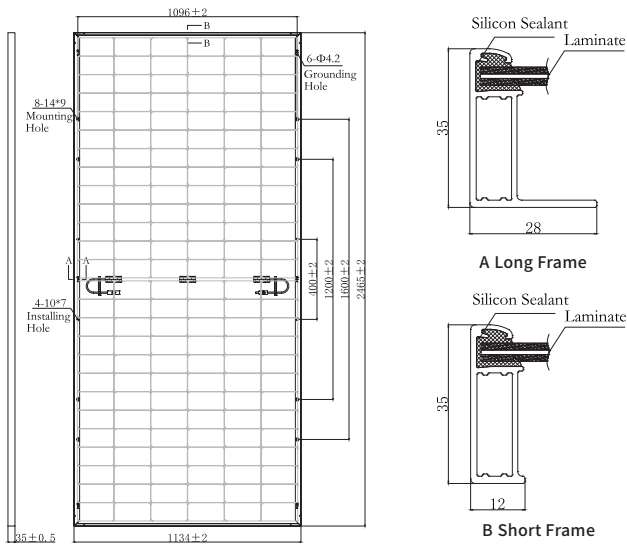
IEC TS 62804-1, IEC 60068-2-68: PID test, Dust and Sand test



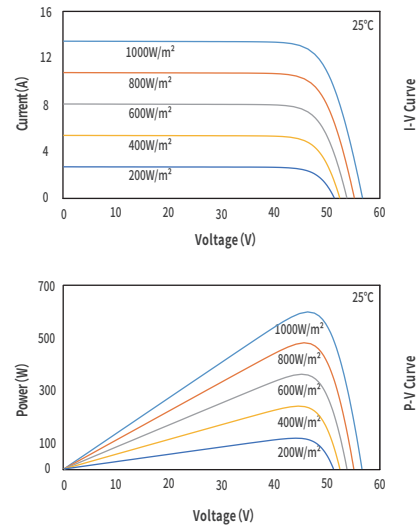
### Leading product and power warranty

**-1.00%** 1st-year Degradation **-0.40%** Annual Degradation **15** Years materials and workmanship warranty **30** Years linear power warranty

## Engineering Drawing (mm)



## Characteristic Curves(615W)



## Electrical Parameters (STC \*)

Nominal Max. Power(Pmax/W)	610	615	620	625	630	635
Open Circuit Voltage(Voc/V)	55.32	55.46	55.60	55.74	55.88	56.01
Short Circuit Current(Isc/A)	14.03	14.11	14.19	14.27	14.35	14.42
Operating Voltage(Vmp/V)	45.59	45.76	45.93	46.09	46.26	46.42
Operating Current(Imp/A)	13.38	13.44	13.50	13.56	13.62	13.68
Efficiency(%)	21.8	22.0	22.2	22.4	22.5	22.7

STC \*: Irradiance = 1000 W/m<sup>2</sup>, Cell Temperature = 25°C, AM = 1.5  
Test condition is based on the front side

## Mechanical Parameters

Cell Type	N Type
Module Size	2465×1134×35mm
Glass Thickness	2.0mm
Module Weight	34.3Kg
Output Cable	4mm <sup>2</sup> , cable length 300mm (can be customized)
Connector	MC4 compatible
Junction Box	IP68, 3 bypass diodes
Frame	Anodized aluminium alloy

## Electrical Parameters (NMOT \*)

Nominal Max. Power(Pmax/W)	466.0	470.0	474.0	478.0	481.0	484.0
Open Circuit Voltage(Voc/V)	52.29	52.43	52.56	52.69	52.82	52.98
Short Circuit Current(Isc/A)	11.30	11.37	11.43	11.49	11.56	11.62
Operating Voltage(Vmp/V)	43.87	44.08	44.28	45.18	45.33	45.45
Operating Current(Imp/A)	10.53	10.55	10.57	10.58	10.61	10.65

NMOT \*: Irradiance = 800 W/m<sup>2</sup>, Ambient Temperature = 20°C, AM = 1.5,  
Wind Speed = 1 m/s  
Test condition is based on the front side

## Temperature Coefficients

Short Circuit Current(Isc)	+0.045%/°C
Open Circuit Voltage(Voc)	-0.250%/°C
Nominal Max. Power(Pmax)	-0.300%/°C
NMOT	42±2°C

## Backside Power Gain (For 615W)

Power Gain	10%	15%	20%	25%	30%
Nominal Max. Power(Pmax/W)	676.5	707.3	738.0	768.8	799.5
Open Circuit Voltage(Voc/V)	55.46	55.46	55.56	55.56	55.56
Short Circuit Current(Isc/A)	15.52	16.23	16.93	17.64	18.34
Operating Voltage(Vmp/V)	45.76	45.76	45.86	45.86	45.86
Operating Current(Imp/A)	14.78	15.46	16.09	16.76	17.43

## Operating Parameters

Max. System Voltage	DC1500V
Power Tolerance	0 ~ +5 W
Operating Temperature	-40°C ~ +85°C
Max. Fuse Rated Current	30A
Front Static Load	Snow load 5400Pa, Wind load 2400Pa
Packing Data	31 pcs/Pallet; 124(20GP); 496(40HQ)